

Glass Door Coolers



Warranty: 24 months parts and labor.
Additional 36 months on compressor (part only)
KOOL-IT is a registered trademark of MVP Group.
Specifications subject to change without notice.



5659 Royalmount Ave.
Montreal, QC, Canada H4P 2P9
Telephone: 514.737.9701 / Toll Free: 888.275.4538
Fax: 514.342.3854 / Toll Free: 877.453.8832
sales@mvpgroupcorp.com / mvpgroupcorp.com

3560 NW 56th St, Fort Lauderdale, FL,
United States 33309
Telephone: 786.600.4687
Toll Free: 844.218.8477
Fax: 786.661.4100



Glass Door Coolers SLIDING DOOR SERIES

Durable Design

- Modern & attractive appearance for any kitchen, C-Store, service station, etc.
- Black exterior baked enamel steel finish
- White interior baked enamel steel finish
- Interior base in painted steel finish
- Heavy-duty polyethylene coated adjustable wire shelves
- Double-pane locking glass doors are ergonomically designed and self-closing with easy grab handles
- Plastic upper sign panel with light
- 2-1/2" casters (Not included for model KGM-6)

Energy Efficient

- Entire cabinet structure engineered to the highest standards
- Built using foamed-in place high density CFC-free polyurethane
- Environment friendly R290 refrigerant
- One piece magnetic door gaskets, providing a tight and efficient seal
- ETL approved and conforms to NSF 7 standards*

Superior Quality

- Positive air flow throughout with forced air movement throughout entire cabinet
- Refrigerators hold 33-40°F for optimum preservation of foods and beverages
- High efficiency evaporators with oversized condensing units on all models
- Digital temperature readout display with electronic thermostatic control
- LED interior lighting for total product display



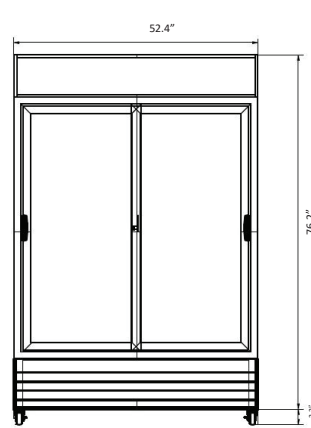
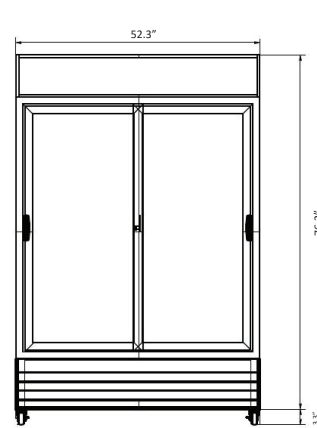
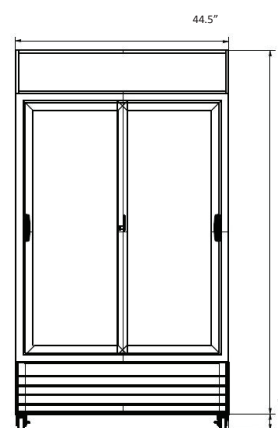
KSM-36



KSM-42



KSM-50



MODEL NUMBER	EXTERNAL DIMS (IN) W x D x H	INTERNAL DIMS (IN) W x D x H	SHELVES	STORAGE (CU-FT)	AMPS	COMPRESSOR SIZE (HP)	NET WEIGHT (LBS)	GROSS WEIGHT (LBS)	SHIPPING DIMS (IN) W x D x H
KSM-36	44.5" x 27.6" x 79.5"	35.6 x 19.8" x 61.5"	8	31.0	3.3	1/4	342	386	46.5" x 29.5" x 82.7"
KSM-42	52.3" x 27.6" x 79.5"	48.2" x 19.8" x 61.5"	8	34.1	3.3	1/4	348	430	54.3" x 29.5" x 82.7"
KSM-50	52.4" x 31.5" x 79.5"	48.2" x 23.7" x 61.5"	8	40.8	3.3	1/4	401	463	54.3" x 33.5" x 82.7"



Glass Door Coolers SWING DOOR SERIES

Durable Design

- Modern & attractive appearance for any kitchen, C-Store, service station, etc.
- Black exterior baked enamel steel finish
- White interior baked enamel steel finish
- Interior base in painted steel finish
- Heavy-duty polyethylene coated adjustable wire shelves
- Double-pane locking glass doors are ergonomically designed and self-closing with easy grab handles
- Plastic upper sign panel with lamp
- 2-1/2" casters (Not included for model KGM-6)

Energy Efficient

- Entire cabinet structure engineered to the highest standards
- Built using foamed-in place high density CFC-free polyurethane
- Environment friendly R290 refrigerant; KGM-6 -R600a
- One piece magnetic door gaskets, providing a tight and efficient seal
- ETL approved and conforms to NSF 7 standards*

Superior Quality

- Positive air flow throughout with forced air movement throughout entire cabinet
- Refrigerators hold 33-40°F for optimum preservation of foods and beverages
- High efficiency evaporators with oversized condensing units on all models
- Digital temperature readout display with electronic thermostatic control
- LED interior lighting for total product display



KGM-6



KGM-13



KGM-23



KGM-36



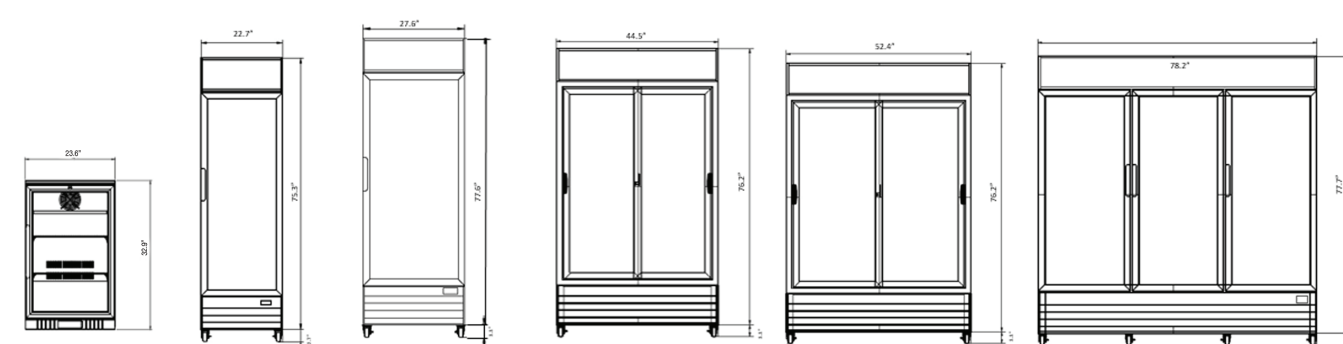
KGM-42



KGM-50



KGM-75



MODEL NUMBER	EXTERNAL DIMS (IN) W x D x H	INTERNAL DIMS (IN) W x D x H	SHELVES	STORAGE (CU-FT)	AMPS	COMPRESSOR SIZE (HP)	NET WEIGHT (LBS)	GROSS WEIGHT (LBS)	SHIPPING DIMS (IN) W x D x H
KGM-6	23.8" x 19.5" x 34.8"	22.1" x 17.4" x 27.4"	2	5.2	1.3	1/8	117	125	25.4" x 22.4" x 38.6"
KGM-13	22.7" x 23.8" x 78"	19" x 16.9" x 62.2"	5	11.6	1.6	1/5	172	176	24.6" x 24.8" x 80.5"
KGM-23	27.6" x 31.1" x 80.9"	23.7" x 24.2" x 62.8"	5	20.9	2.8	1/4	234	269	29.3" x 32.5" x 83.5"
KGM-36	44.5" x 28.4" x 79.5"	40.7" x 21.5" x 61.5"	8	31.1	3.3	1/4	307	347	46.5" x 30.3" x 83.5"
KGM-42	52.3" x 28.4" x 79.5"	48.5" x 21.5" x 61.5"	8	37.1	3.3	1/4	353	435	54.3" x 30.3" x 83.5"
KGM-50	52.3" x 32.3" x 79.5"	48.5" x 25.4" x 61.5"	8	43.8	3.3	1/4	382	468	54.3" x 34.3" x 83.5"
KGM-75	78.2" x 32.3" x 81"	74.3" x 27.4" x 62.2"	15	73.0	6.8	1/2	535	580	80.7" x 35.2" x 83.5"

